

MESSAGE FROM RANDY



I've recently been dismantling a series of 100-year old barns on my father's property in rural Ohio. At the time I came across a company - now a current vendor - that sources and reclaims wood to be given a second life as wood

flooring, furniture and cabinetry. This inspired me to re-use the old barn wood in a way that would be sustainable, that would save so many family memories, and keep my family heritage alive. I truly believe in our role as preservationists - in whatever form that may take, in whatever way possible.



May this autumn season be one of preservation: of family memories, family history, and nature. Here's to living a truly sustainable life.



Happy fall,

Randy

NEW PRODUCT Surface Architectural Supply

A company promoting sustainability in the best way possible - by example. Most of the wood is sourced from structures that are many years old, some dating back as far as the Civil War.

Their reclaimed and sustainable lumber is hand selected for the best look. The reclaimed wood is then cleaned, de-nailed and re-sawn. Next, sterilization and kiln-drying occurs. The wood is then cut into wide planks before being milled to standard thickness.

A tongue and groove is milled into the planks and any defects are removed. The wood is squared to achieve an exact fit

Standard lengths range from 3 feet to 12 feet with widths anywhere from 3 ½ inches to 11 ½ inches. Special requests for custom milling can easily be accommodated.

Wood Species

Surface mainly sources reclaimed oak, pine, walnut, chestnut and brown board. The sustainable woods are usually Walnut and Cherry but they have access to all species.

Textures

Original: Surface of the wood in its original state.

Hit & Miss: Some of the original surface is removed to reveal the wood beneath.

Smooth: The wood is completely resurfaced.





Reclaimed Wide Plank Chestnut

Smooth, Satin Waterlox



Reclaimed Wide Plank Chestnut

Smooth, Pure Oil



Reclaimed Chestnut

Smooth, Pure Oil



Character Walnut

Smooth, Pure Oil




Character Walnut

Smooth, Bleached-Bona Matte Finish



Character Wide Plank Walnut

Smooth, Satin Waterlox



NEW PROJECT

Robert Wood Johnson Hospital Kitchen, New Brunswick, NJ

Most corporate kitchens are made from quarry tile, mostly red with grey grout. This tile gets dirty easy and is hard to clean. Cleaning is done mainly through power cleaning, which leads to the grout dislodging over time.

Our aim was to eliminate these issues. We removed the grout and the under glue, right down to the cement. Then moisture mitigation was performed. Once the cement was dried, a self-leveling epoxy went down followed by a sprinkling of sand and lastly a glossy epoxy for waterproofing. This process is being done for both commercial and corporate kitchens and the results are amazing.


The pictures tell the story: (clockwise starting from far left)

Pic 1: Old floor with added temporary wall to limit dust.

Pic 2: Water mitigation to fix excess moisture issues.

Pics 3 and 4: New floor - already a working floor.

The result? No more dirty grout and the floor cleans with less water.



NEW PEOPLE

RD Weis Companies welcomes **Susan White** !



Sue White joins RD Weis as an Account Executive, working in our Boston office.

Sue has a diverse background ranging from management at all levels, to having been a buyer, marketing director and VP Product Development primarily working in the textile and fabric field. This background gives her the unique ability to re-craft a fresh approach in

the Boston market to expand our reach and expand our business with existing clients. She understands the mechanics of how sales works and we are excited to work with her to drive business in what is our second largest market.

She has a Bachelor of Arts degree in English from the University of Rhode Island.

Sue reads local news at on-air broadcasts for the blind and visually impaired and sews blankets that are gifted to children with life threatening illnesses.

Sue grew up in Rhode Island and now lives in Shrewsbury, MA with her three children.

Please join me in welcoming Sue to RD Weis!


COMING UP - CEU FALL LUNCH PROGRAMS, NYC

November 17
RD WEIS COMPANIES

The Language of Color

IDCEC Course Number: CC- 102010-XXXX*
AIA Program Number: COLORS Learning Units: 1.0HSW/LU

What is color? How the human eye perceives color, perception of color influences, language of color, numerical standards, colorimeter, a common and precise color language



December 15
RD WEIS COMPANIES

Hardwood Flooring

Course ID: Bos 110 Learning Units: 1.0 HSW/LU

Installation of solid and engineered hardwood, moisture mitigation, concrete and plywood substrates, sealers and adhesives, flooring preparation, acclimation flooring grading and cutting methods



Location: RD Weis Companies New York City Office 150 West 30th Street, NYC

[RSVP: Sheri Gorman](#)

THE 8TH ANNUAL RD WEIS FLOORING EXPO

Our 8th Annual Flooring Expo was a huge success. Thanks to everyone who came, our

incredible vendors, and a big thank you to Global Showroom for hosting this year.



[VIEW PICTURES OF THE EVENT HERE](#)



RD Weis Companies

New York, NY 212-376-5355

Hartford, CT 860-528-9637

Westchester, NY 914-937-9337

Boston, MA 781-933-1085

Rochester, NY 585-334-8570

Detroit, MI 248-548-8434

Albany, NY 914-937-9337

email: info@rdweis.com

web: www.rdweis.com

RD WEIS
COMPANIES
The Flooring Solutionists