

ResisTech[®]

Carpet Cleaning | Maintenance Treatment

A maintenance program using

ResisTech[®] 5 & ResisTech[®] HWE

Carpet Cleaning Treatment can

help carpets look cleaner longer.



Carpet Maintenance may not be the first thing on your mind when purchasing commercial flooring, but maintenance is an important key to keeping your carpet looking and performing its best for years to come.



ResisTech® 5

Carpet Cleaning | Maintenance Treatment

What is It?

ResisTech® 5 is a low-moisture carpet care treatment that not only encapsulates soil but also adds anti-soiling technology to the fibers. It is designed to use on nylon, polyesters, olefins and wool carpets.

How it Works

ResisTech® 5 works by surrounding and neutralizing oily soil particles with chemistry that inhibits the attraction of other soils. This allows soil to be easily removed by routine vacuuming. ResisTech® 5 chemistry also creates a “difficult-to-stick-to” surface that reduces the chance of carpet resoiling. As a result, carpet is much cleaner after vacuuming which can help improve the appearance over time. Along with this advanced technology, ResisTech® 5 also refortifies the fibers’ acid die blockers which helps prevent staining.

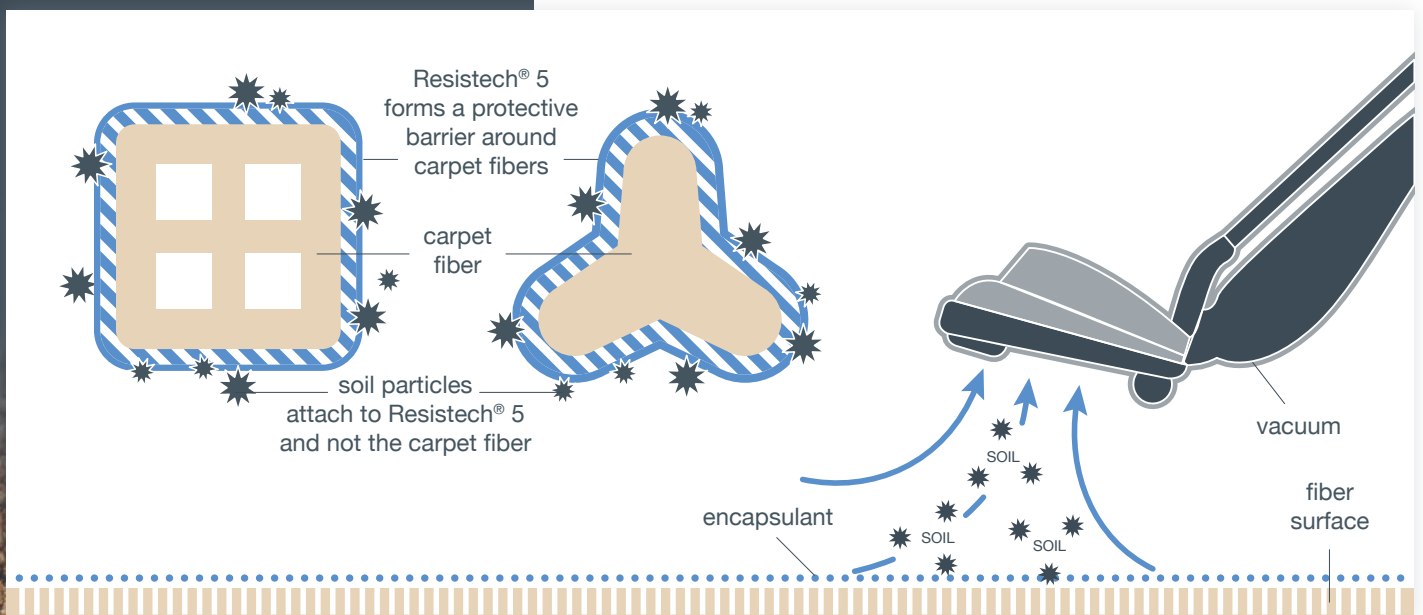
How You Will Benefit from Low Moisture Cleaning with ResisTech 5®

- Keeps carpet looking better longer between hot water extraction cleanings
- Low moisture cleaning process uses less water than hot water cleaning helping reduce water consumption

Benefits of ResisTech® 5

- Specifically formulated to reduce carpet re-soiling when used in conjunction with routine vacuuming and periodic hot water extraction
- Formulated for reduced drying time due to low moisture technology*

*(When compared to hot water extraction)



ResisTech® is a trademark of INVISTA used under license of XL North. Manufactured by XL North, Fall River, MA 02722 USA © INVISTA 2014. All rights reserved. ResisTech® 5 isCRI and WoolSafe approved.



ResisTech[®] HWE

Carpet Cleaning | Maintenance Treatment

Not all carpet cleaning chemistries are equal.

What is It?


ResisTech[®] HWE is a commercial grade pre-spray that is specifically designed for nylon carpets. It helps release oily and particulate soils often found in commercial settings and helps improve cleanability.

How it Works

ResisTech[®] HWE is a very effective carpet extraction chemistry which releases soil particles and allows dirt to be extracted.

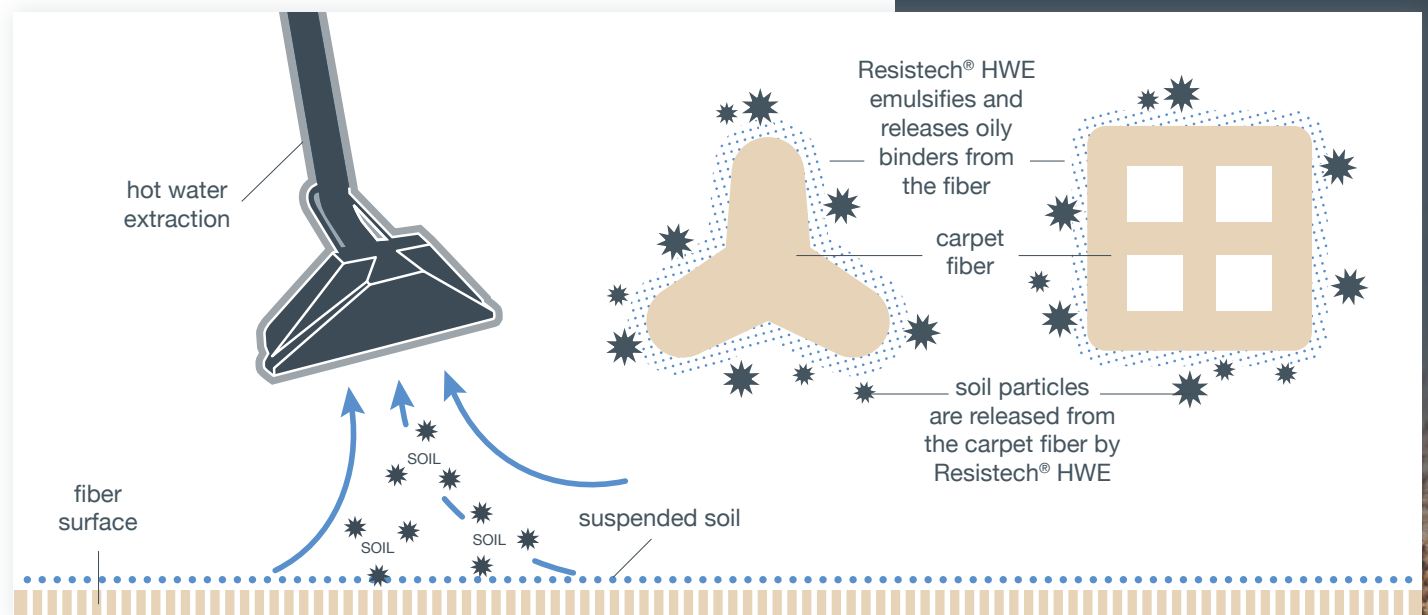
How You Will Benefit from ResisTech[®] HWE?

- Works in conjunction with ResisTech[®] 5
- Helps improve cleanability



Benefits of ResisTech[®] HWE

- Designed for use with ResisTech[®] 5 carpet maintenance treatment
- Helps provide a deep-cleaning hot water extraction, free of sticky residues
- Can be used In-Tank or as a Pre-Spray



ResisTech[®] is a trademark of INVISTA used under license of XL North. Manufactured by XL North, Fall River, MA 02722 USA © INVISTA 2014. All rights reserved. ResisTech[®] HWE is CRI approved.



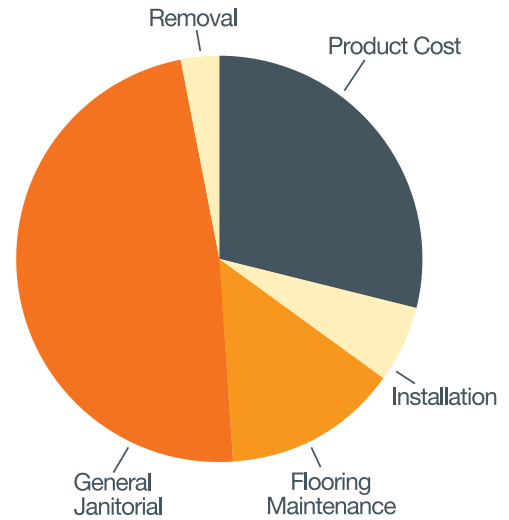
Why is Carpet Maintenance So Important?

Maintenance helps protect your investment

Commercial flooring is a substantial investment for any business—one you'll want to protect for years to come. After all, the longer your flooring lasts, the less frequently it needs to be replaced. Good maintenance helps protect your total flooring investment.

Maintenance helps carpet last longer and cost less

A consistent, proactive maintenance program can significantly improve the appearance retention throughout the life of the carpet.



Soil And Your Carpet

How different soil types affect carpet

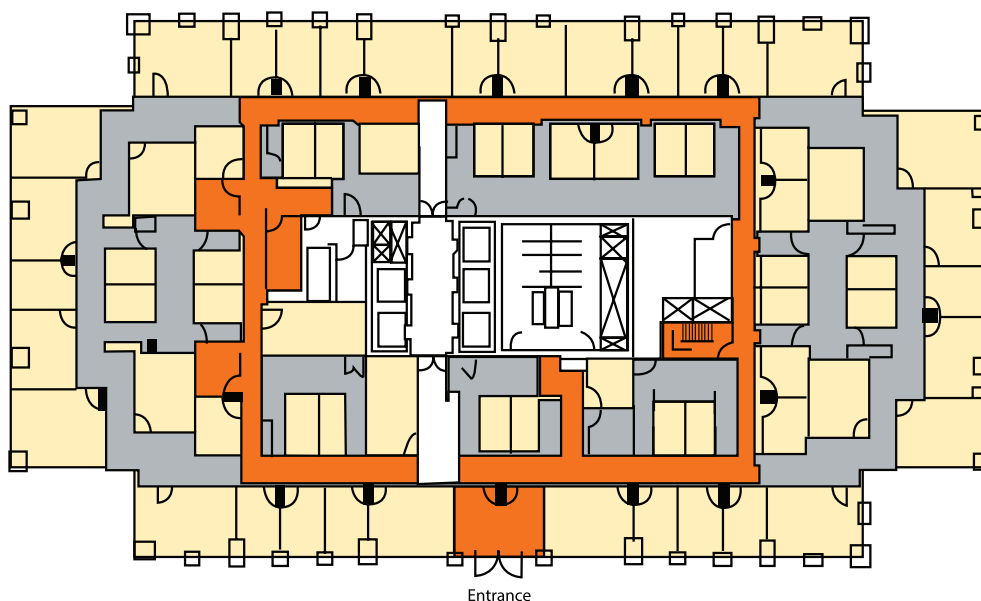
Carpet soil is made up of two components: dry soil and oily soil. Clay, dust and silicates are the dry soiling agents that can destroy the appearance of carpet. Fortunately, most dry soil found in a typical commercial environment can be removed by regular vacuuming. Oily soil, including resins, gums, greases and fats, act like binders—attracting and holding dry soil to the carpet. This results in a dingy gray or brown appearance. Oily soil is the largest contributor to poor carpet appearance. It adheres to carpet fibers, cannot be easily removed and continues to attract more dry soil.

Understand how traffic affects soiling




Soil that does make it into your building will be most visible—and potentially damaging—in high-traffic, high-volume areas. These include entrances, elevator lobbies and corridors, doorways, and the natural paths between furnishings. These areas will have more visible soil than under desks and around the perimeters of offices and conference rooms. These typical traffic patterns, along with cleaning requirements for each area, are illustrated in the office floor plan below.



Traffic Patterns and Maintenance Cleaning Schedule



Typical heavy, moderate- and light-traffic areas

-  Heavy – clean 12 times per year
-  Moderate – clean 4 times per year
-  Light – clean 2 times per year



Creating A Carpet Maintenance Program

Below are some tips that can help with your carpet maintenance program. Contact a certified carpet cleaning professional for more information.

Tip 1: Make preventive maintenance a priority

Preventing soil from entering the environment is easier and less expensive than removing it from the carpet. Here are five simple but important steps in a preventive maintenance program:

- **Keep outside areas clean**
Outside maintenance helps minimize immediate sources of soil. The cleaner you keep sidewalks, parking lots, garages and other areas around the perimeter of your building, the less dirt that will be tracked inside. During winter months, remove as much snow and ice as possible rather than treating it with chemicals or sand.
- **Use soil barriers**
Walk-off mats, grates and removable elevator carpets help collect soil before it can be tracked throughout the building.
- **Protect desk areas**
Chair pads under desk chairs prevent casters from crushing carpet and grinding in soil.
- **Specify eating, drinking and smoking areas**
By restricting these activities to limited areas, you can help confine certain difficult kinds of soil.
- **Maintain your HVAC system**
To remove many airborne particles before they are recirculated, regularly replace or clean filters on air-handling equipment.

Tip 2: Manage soil with regular vacuuming

Vacuuming is the most important dry soil management procedure. Effective vacuuming removes dry soil so that it cannot spread to other carpeted areas. The level of effective vacuuming has two components: frequency and equipment type.



Tip 3: Promptly remove spills and stains

Although spills are inevitable, permanent stains do not have to be. Most stains can be avoided or removed by immediate, or at least same-day, treatment. It is good practice to have spot and stain removal products and equipment on hand for immediate use. Correct identification of spots and stains is the first step in proper removal because some types of spills may require special cleaning solutions and techniques. But for most spills, the basic removal procedure is the same.

Tip 4: Renew your carpet with proactive, periodic cleaning

Even the most effective, consistent vacuuming may leave some soil behind. Periodic cleaning improves the appearance and extends the life of carpet. Periodic cleaning also removes oily, sticky soil from the carpet that attracts and holds additional soil.


ResisTech[®] Chemistries

A very effective method for cleaning commercial carpet is using the ResisTech[®] family of carpet maintenance chemistries. ResisTech[®] 5, low moisture cleaner works by surrounding and neutralizing oily soil particles with chemistry that inhibits the attraction of other soils. This allows soil to be easily removed by routine vacuuming.

ResisTech[®] 5 chemistry also creates a “difficult-to-stick-to” surface that reduces the chance of carpet resoiling. As a result, carpet is cleaner after vacuuming and helps maintain appearance over time.

Resistech[®] 5 contains a proprietary dye blocker technology that enhances the stain resist feature of nylon and wool fibers. The Resistech[®] dye blocker technology adds to the existing stain blocker and can help replace any loss of stain blocking due to wear and improper maintenance.

For best results, the ResisTech[®] 5 low moisture chemistry should be used as a part of a periodic maintenance program that also includes ResisTech[®] HWE, hot water extraction chemistry.



ResisTech®

Carpet Cleaning | Maintenance Treatment

ResisTech® is a trademark of INVISTA used under license of XL North
Manufactured by XL North, Fall River, MA 02722 USA
© INVISTA 2014. All rights reserved.