






















How To Choose The Right Pad For The Job

Moving left to right, select the appropriate maintenance operation, machine type and speed, then follow the color bar to the recommended 3M™ Floor Pads.

Maintenance Operation	Equipment	First Choice	Alternate Choices		System Procedures*
	Speed				
Stripping To remove finish, sealer and contaminants from the floor surface. Done at the start of a maintenance program and at times when scrubbing will not achieve the desired results.	Rotary or Automatic	 3M™ High Productivity Pad 7300 Our most aggressive stripping pad. Unique open construction resists loading and clogging. For fast removal of finish and proven consistent stripping.	 3M™ Black Stripper Pad 7200 Standard of the industry. Consistent proven performance. Long pad life.	 3M™ Brown Stripper Pad 7100 Conformable stripping pad for uneven floors. Strips prior to refinishing. Super heavy duty scrubbing for 2–4 coat removal prior to recoating.	1. Dust mop 2. Mask off delicate surface 3. Apply properly diluted stripping solution 4. Let solution dwell 5 minutes 5. Strip with floor machine and pad 6. Pick up dirty solution 7. Detail damp mop 8. Let dry and dust mop prior to applying finish
	Low Speed 175–600 RPM				
Scrubbing Done prior to replacing worn finish; provides a fresh new surface to maintain.	Rotary or Automatic	 Scotch-Brite™ Surface Prep Pad Heavy duty scrubbing for 2–4 coat removal prior to recoating.	 3M™ Blue Cleaner Pad 5300 Heavy duty scrubbing for 1–2 coat removal prior to recoating.		1. Dust mop 2. Apply properly diluted scrubbing solution 3. Scrub with floor machine and pad 4. Pick up dirty solution 5. Detail damp mop 6. Let dry, dust mop prior to buffing or applying finish
	Low Speed 175–600 RPM				
Cleaning To remove light soil and other contaminants.	Rotary or Automatic	 3M™ TopLine Autoscrubber Pad 5000 Scrubs and cleans without dulling the finish. Open construction resists clogging. Ideal for use on an autoscrubber.	 3M™ Red Buffer Pad 5100 Designed for everyday cleaning and light scrubbing to remove light soil, scuff marks and black heel marks.	 3M™ White Super Polish Pad 4100 Used for light cleaning to help remove soil and scuff marks with minimal dulling of finish. Can also be used to polish wood floors.	1. Dust mop 2. Apply properly diluted cleaning solution 3. Clean with floor machine and pad 4. Pick up dirty solution 5. Let dry prior to buffing
	Low Speed 175–600 RPM				
Buffing To remove scuffs and black heel marks and enhance floor appearance.	Rotary	 3M™ Red Buffer Pad 5100 Designed for everyday cleaning and light scrubbing to remove light soil, scuff marks and black heel marks.	 3M™ White Super Polish Pad 4100 Used for light cleaning to help remove soil and scuff marks with minimal dulling of finish. Can also be used to polish wood floors.		1. Dust mop 2. Buff only clean floors 3. Apply spray buff to floor 4. Buff to a high gloss using overlapping passes 5. Dust mop
	Low Speed 175–600 RPM				
Burnishing To repair finish and improve gloss and image clarity of floor surface.	Electric Battery Propane	 3M™ Eraser Burnish Pad 3600 Removes black marks and returns gloss in fewer passes than other pads while producing less dust. Ideal for harder finishes and high traffic areas. Excellent durability and minimal finish removal.	 3M™ Natural Blend Tan Pad 3500 Blend of natural and synthetic fibers. For use on harder finishes and high traffic conditions. Removes marks and scuffs while polishing.	 3M™ Tan Burnish Pad 3400 Produces good gloss improvement while removing scuffs and marks. Exceptional durability and life. For use on harder finishes and high traffic conditions.	
	Ultra High Speed 1500 RPM & Above				
Scuff & Mark Removal	Electric Battery Propane	 3M™ TopLine Speed Burnish Pad 3200 Optimizes UHS burnishing on a wide variety of finishes. Combines black mark removal and gloss generation in one pad.	 3M™ Natural Blend White Pad 3300 Blend of natural and synthetic fibers. Excellent results on a wide variety of finishes and traffic conditions. Provides consistent high gloss while minimizing swirl marks.		1. Dust mop 2. Burnish only clean floors 3. Burnish to a high gloss using overlapping passes 4. Dust mop
	Ultra High Speed 1500 RPM & Above				
Best Gloss	Electric Battery Propane	 3M™ Sky Blue Hi-Performance Burnish Pad 3050 Restores gloss to dull floors. Designed for frequent burnishing with less dust, point build-up and burning, this pad is an excellent addition to 3M's high-performing line of burnishing pads.	 3M™ Aqua Burnish Pad 3100 Produces good gloss improvement. Exceptional durability and life. The soft finish problem solver.		
	Ultra High Speed 1500 RPM & Above				
Soft Finish	Electric Battery Propane	 3M™ Sky Blue Hi-Performance Burnish Pad 3050 Restores gloss to dull floors. Designed for frequent burnishing with less dust, point build-up and burning, this pad is an excellent addition to 3M's high-performing line of burnishing pads.	 3M™ Aqua Burnish Pad 3100 Produces good gloss improvement. Exceptional durability and life. The soft finish problem solver.		
	Ultra High Speed 1500 RPM & Above				
Diamond-Coated Floor Pads Use to clean and condition worn and dull stone floors.	Rotary, Automatic, Electric, Battery or Propane	 Scotch-Brite™ Sienna Diamond Floor Pad Plus Diamond coated floor pads for cleaning and conditioning worn and dull marble, terrazzo, slate and polished concrete flooring.			1. Dust mop 2. 6–12 passes with Scotch-Brite™ Sienna Diamond Floor Pad with automatic floor machine or burnisher 3. 6–12 passes with Scotch-Brite™ Purple Diamond Floor Pad Plus with automatic floor machine or burnisher 4. Use 3M™ TopLine Autoscrubber 5000 to maintain floor appearance 5. When shine level begins to fade, use Scotch-Brite™ Purple Diamond Floor Pad Plus again
	Low to Ultra High Speed 175–1500 RPM & Above				
Diamond-Coated Floor Pads Use to clean and polish stone floors.	Rotary, Automatic, Electric, Battery or Propane	 Scotch-Brite™ Purple Diamond Floor Pad Plus Diamond coated floor pads for cleaning and polishing marble, terrazzo, slate and polished concrete flooring.			
	Low to Ultra High Speed 175–1500 RPM & Above				

*For details, please refer to 3M™ Floor Pads Technical Bulletin (78-8134-0152-4).